

A detailed oil painting of a sunlit forest scene. The foreground is a grassy clearing with small white flowers. Several large, mature trees with thick trunks and dense green foliage dominate the midground and background. Sunlight filters through the leaves, creating dappled light on the ground. The overall mood is peaceful and serene.

Welcome to Year 1

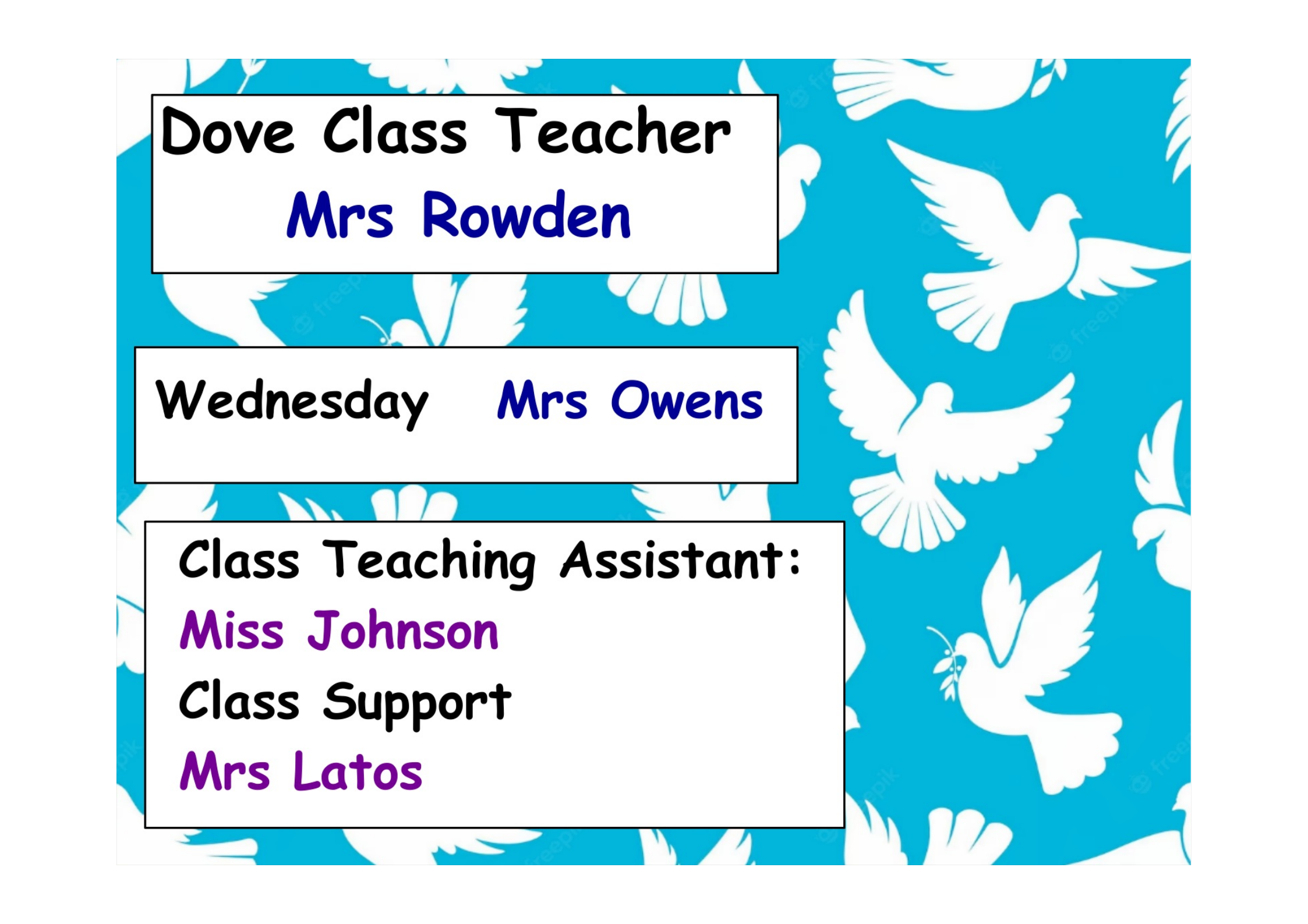




**Dove Class Teacher**  
**Mrs Lawson**

**Friday Mrs Owens**


**Class Teaching Assistant:**  
**Mrs Williams**  
**Class Support**  
**Mrs Bright**




**Dove Class Teacher**  
**Mrs Rowden**

**Wednesday Mrs Owens**

**Class Teaching Assistant:**  
**Miss Johnson**  
**Class Support**  
**Mrs Latos**



# NAME EVERYTHING!





## Snack/Coats

Your child will also need to bring to school:

A snack ( fruit or vegetables) - optional



A COAT EVERY DAY

A water bottle



Tape for earrings (if still wearing sleepers) on P.E. days. If ears have been pierced for longer than 6 weeks, they must be removed before coming to school.



# P.E.



Monday and Wednesday are Yr1 PE days.  
Come to school in school PE kit.

## PE KIT :

dark tracksuit trousers or Broadwater PE shorts,  
trainers  
tracksuit top/school jumper for the winter.

Mr Lund will teach Wednesday PE.





## Requirements

Reading- Every day and record in CAPER Diaries at least 3 times a week.




Book bags in school every day.  
(Guided reading book, CAPER book and Yellow reading diary.)

Letters are sent home by email.

# PLEASE HELP US AND RETURN GROUP READERS







# Changes from Reception to Y1


We no longer use the ILD- this is for Early Years only. We will be using Google Classroom for homework.



**Set on Wednesday and due in following Wednesday**



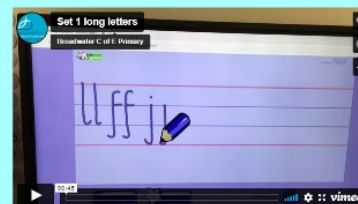
**Maths every week**




**Reading and Spelling Lists**



**Handwriting**



SL



## Changes from Reception to Y1

Home time arrangements: If your child is going home with a different person, please let the office know. We don't have a TA taking notes in a diary. Please don't rely on telling us at the door!





## Start of School Day

Please wait in the large playground.  
We will open the little gate when it is  
time to come in.



## End of School Day

Robin Class Wait in large playground

Dove Class Come into EY playground  
to collect your child.



# Show and Tell

Every Friday  
Afternoon

Optional



Must be something to  
do with our topic





Can you help?

★ reading

★ spelling

Need a DBS  
See school office

# Cost of trips and visitors for the year


## Whole Year - approx £60



Goodwood Forest School



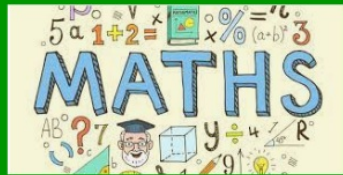
Amberley Working Museum



Arundel Wetland Centre



Most of our learning is topic based but some subjects are taught discretely. We make links where we can.



# Maths



# Computing



# Religious Education

# RHE



SL

# RE

## Gospels



### Friendship



### THE LOST SHEEP





### Forgiveness



### Peace



### Incarnation



SL



# Computing

On line safety  
Revisit throughout  
the year



## Resources

### Digiduck Stories

A collection of five stories created to help parents and teachers educate children aged 3–7 about online safety, with accompanying teaching activities.



### Digiduck's Big Decision

A story for 3 to 7 year olds about being a good friend to others on the internet.





Beebots





Computing suite  
later in the term

# RHE



## Focus on emotional literacy



## Staying safe - consent

## On going conversations

## Cross curricular links

RR



# Maths



Number bonds are a BIG part of YR1 maths.

$$\begin{array}{ccc} 10 - 4 = 6 & 10 - 6 = 4 & \\ 4 + 6 = 10 & & \square + 6 = 10 \end{array}$$

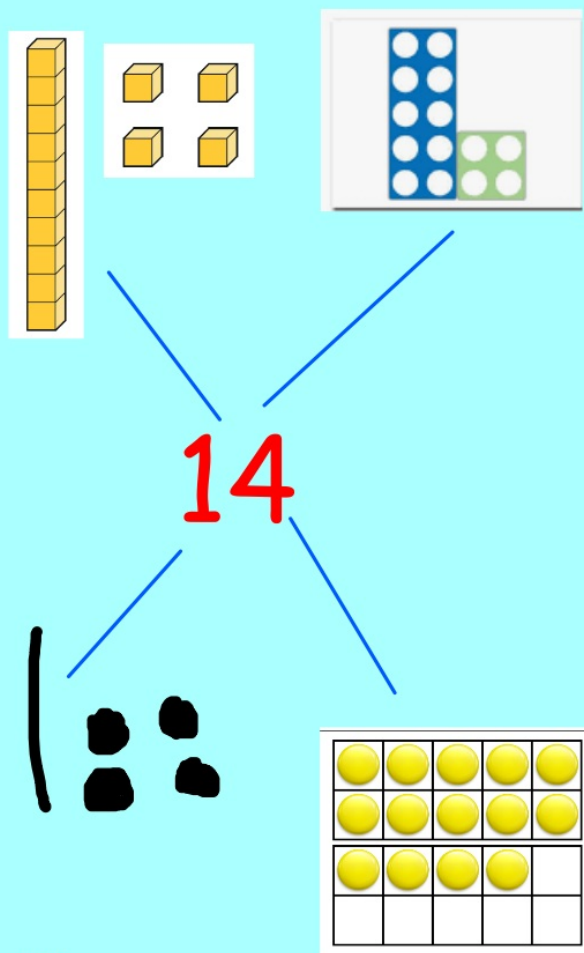
If I know...  $6 + 4 = 10$

$$\begin{array}{ccc} 14 + 6 = 20 & 16 + 4 = 20 & 20 - 16 = 4 \end{array}$$

SL  $40 + 60 = 100$   $16 + \square = 20$   $20 - 14 = 6$

# Maths

## Place Value



## Counting patterns

Count in 1's to and back from 100

1	2	3	4	5	6	7	8	9	10
11	12	13	14	15	16	17	18	19	20
21	22	23	24	25	26	27	28	29	30
31	32	33	34	35	36	37	38	39	40
41	42	43	44	45	46	47	48	49	50
51	52	53	54	55	56	57	58	59	60
61	62	63	64	65	66	67	68	69	70
71	72	73	74	75	76	77	78	79	80
81	82	83	84	85	86	87	88	89	90
91	92	93	94	95	96	97	98	99	100

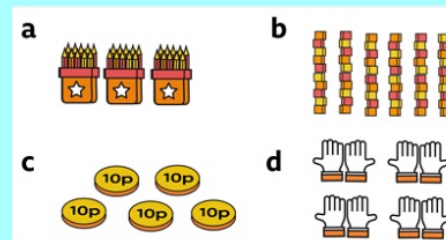
Count in 2's



Count in 5's



Count in 10's





# Maths

## The Language of Maths

### addition

- add
- more
- plus
- sum
- total
- altogether



### subtraction

- subtract
- minus
- leave
- less
- take away
- difference between




### division

- divide
- divided by
- divided into
- share
- share equally
- equal groups of



### multiplication

- arrays
- lots of
- sets of
- groups of
- repeated
- addition



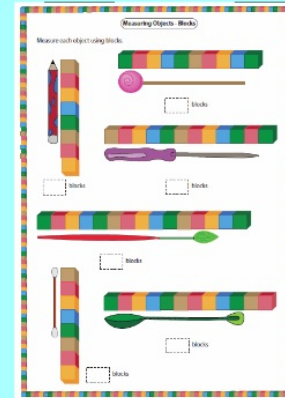
RR

Maths evening: Thursday 28th September

# Maths

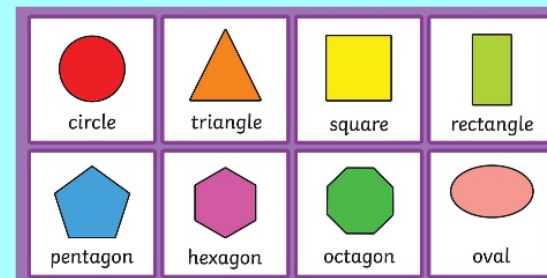
## Measures and Shape

Length




Time  
o'clock

What time is it?



2D shape



half past

Clocks have 2 number lines!  
At half past, the minute  
hand DOES NOT point to 6



30 minutes



Money



# Footsteps through the forest

SL





# Transitioning to Year One




Children start their formal curriculum but we still make time for free choice and play.

Our Learning Journey is inspired by our key texts.  
We make links to the curriculum through these stories.




Lots of meaningful  
writing opportunities





# Design and Technology



Designing a healthy pancake filling



# Music

## Charanga



RR



## Peter and the Wolf Sergey Prokofiev



## Songs for our Nativity

# ART




In Yr1 each child is given an art sketch book which travels with them through the school.



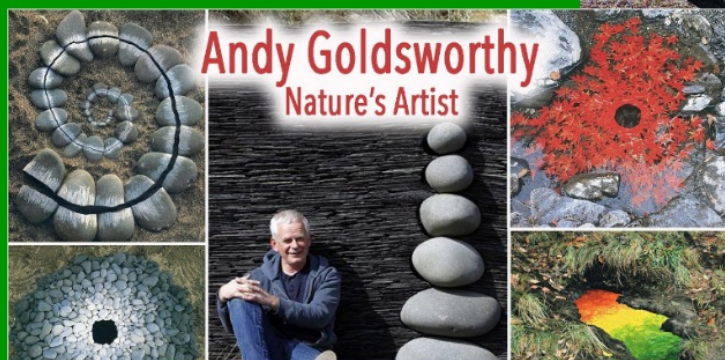
These help with creating final pieces.



# ART



## Printing



## 3D sculpture



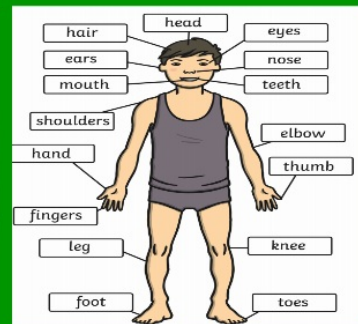
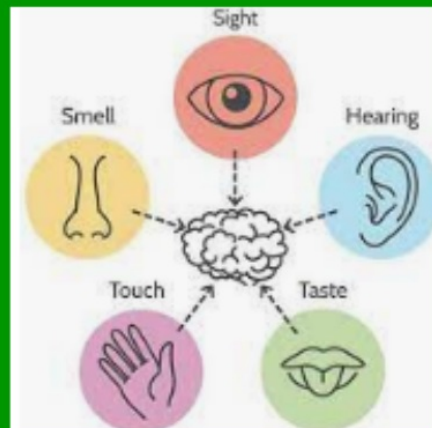
## drawing




# SCIENCE



# The Seasons



# Nutrition



# Our Senses Our Bodies



# SCIENCE

## Tree Identification


Sweet Chestnut



Oak



Beech



Hornbeam



Conifer



Holly



Ivy



Ash



Sycamore



Silver Birch



Willow





# Visitors -TOP SECRET



## Goodwood Forest School





## Things to talk about:

Are all the versions of Little Red Riding Hood the same?



How do we make pancakes like Mr Wolf?



What are the signs of Autumn?

What are woods like? What sort of trees are there? What sort of tree has acorns?

What sort of animals live in a wood? What part of the wood? What can we find out?



# Supporting your child



Go to the woods



Collect leaves and sticks to make your own art



Look at ideas for the whole family at the **Woodland Trust**

Go to the library to find books related to topic



Watch wildlife programmes together



**TALK ,TALK ,TALK**  
Building vocabulary



Read different versions of Red Riding Hood and other tales with wolves in.



A detailed oil painting of a forest scene. In the foreground, a grassy field with small white flowers is visible. Several large, mature trees with thick trunks and dense green foliage stand in the middle ground. The background shows more trees and a hint of a path or clearing. The overall atmosphere is peaceful and natural.

Any Questions?

