

Year One Curriculum News



BROADWATER
CHURCH OF ENGLAND
PRIMARY SCHOOL



Down in the Garden



Our new topic for the Summer term is called 'Down in the Garden'. Our topic is divided into main themes.


Summer 1 Growing plants



Summer 2 Marvellous Minibeasts



Design Technology



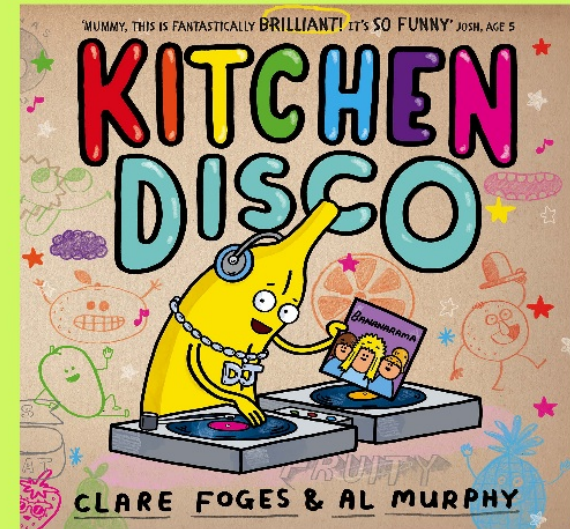
Can we stop Evil Pea ?

SL

Design Technology

We will be developing language and general knowledge about different fruits and vegetables.

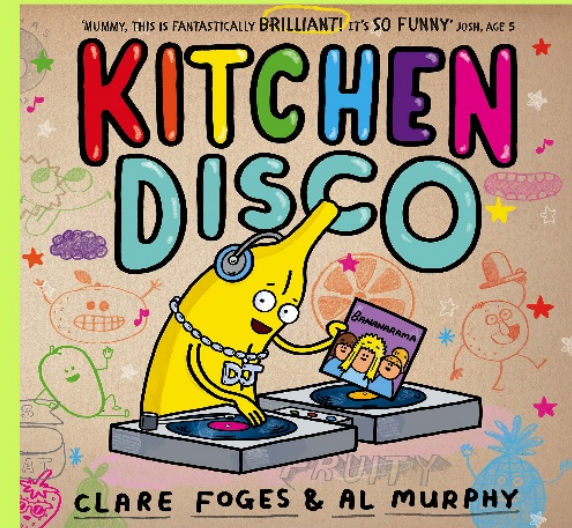
We will be designing and preparing our own fruit kebabs.



Design Technology

We will be developing language and general knowledge about different fruits and vegetables.

We will be designing and preparing our own fruit kebabs.



There will be lots of opportunities for science throughout this topic.



We will grow our own beans and observe the changes that occur.

We shall learn the different parts of the plant, for example the stem and roots, and what conditions seeds need to grow, by performing scientific experiments.



Science

We learn lots about different minibeasts and what they need to survive.



We will go on a bug hunt around school.



We will watch video clips from experts.



We will sort and classify minibeasts. We will find out why not all bugs are insects!

We will learn about lifecycles.



Art

We shall look at the contributions of female botanical artists, such as Johanna Helena Herolt and use these to inspire our own observational drawings.



We will create 2D and 3D **minibeast** art



SL

History



Beatrix Potter
Scientist
Artist
Conservationist




SL



History

Beatrix Potter

Her stories were based
African folklore



Geography

We will explore our school environment and find out how bug friendly it is.










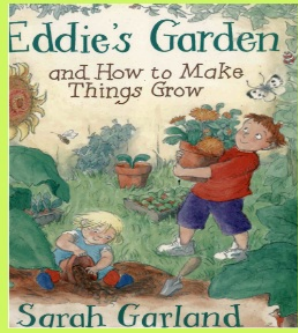
Bee Expert



We will find out about ways to encourage more bugs into our school grounds and create our designs based on our findings.



RR



Here are some of the texts we will be using to support our learning.

How to support: Asking questions.

How do plants grow best?

What do plants need to grow?

What fruit and vegetables grow locally?

What did Jack feel like when he climbed the beanstalk?


Why do we find insects in our garden?

How long does a plant take to grow?

Should Jack have climbed the beanstalk?

Where do seeds come from?

What fairytales do you know?
For example: Rapunzel, Rumpelstiltskin, The Princess and the Pea, The Golden Goose and all the different versions (where villains and heroes swap).



READ TOGETHER:

Jasper's Beanstalk - Nick Butterworth

The Tiny Seed - Eric Carle

Oliver's Fruit Salad - Vivian French

Jack and the Beanstalk - How many different versions can you read?

What books have you read by Eric Carle?

Have you read any of the Supertato books?

What fact books can you find on minibeasts and plants?



Trip

Arundel Wetlands

Tuesday 25th June 2024





This trip will help us with our science.

Volunteers always appreciated.

RR

Fabulous finish



Costume making
in school



Learning to dance
with partner

RE

This half term we will revisit Christianity and ask
What does church mean to Christians?



We will visit St Mary's Church



Find out what
sort of things happen
in a church.

Find out what Christians do in church

Explore the variety of
churches around the
world.



SL

RE

The children have made a great start learning about Islam.
We will ask the question...


Why are mosques special to Muslim families?

We will

Explore photographs of the many beautiful
and interesting mosques in Britain.



Explore the features of mosques



Work in groups to
create our own mosques

Enjoy some Islamic stories

Reminder



Book bags

Please can you keep the guided reading book, CAPER diary and the spelling list in the book bag when you are not using them. We may ask you to read on different days and spellings may be practised in any spare minute we have in school.

Homework

Please turn in your homework with either a photograph or message about how your child has done. There is an expectation that homework is completed every week.

RR

Segmenting & Blending Week 7 Remember: words with an alien beside them are nonsense words. Please segment and blend these words with your child, encouraging them to segment aloud. Please tick cross them if they get them correct! Remember: if your child needs time to get the words before please encourage them to 'try and give it the best'. PLEASE RETURN THIS SHEET IN YOUR CHILD'S BOOK BAG OR IN SCHOOL CLASSROOM ONCE YOU HAVE COMPLETED IT.

vem	rel	pif	seng	blor
shich	chird	ong	vrac	kloop
sneam	thrin	keen	destroy	flick
shire	flat	brute	fair	clank
heam	lafe	slube	phair	brogs
thring	splet	fowspring	peak	hole
three	display	springs	shape	flute
speaks	chair	shrink	pathway	painter

Name: _____

Water bottles and snacks

Please name snacks and bring a water bottle every day.

Dates for the diary

Sports day:

Year 1 and 2 - Monday 1st July

1.30-3.15pm

NO aerosol sunscreen



