

Introducing the Interactive Learning Diary



INTERACTIVE
LEARNING DIARY

1. Why do we use the Interactive Learning Diary?
2. How to use the Interactive Learning Diary
3. Wow moments

1. Why do we use the Interactive Learning Diary?

- It provides a convenient and easy way to build our home school relationship and provide an insight to some of the childrens experiences.
- It assists with the capture of evidence, analysis and evaluation of progress spanning a child's learning journey in Early Years.
- The assessment process uses ...

Early Years Foundation Stage (EYFS) including Characteristics of Effective Learning (CoEL)



- What do our abbreviations mean...

CL - Communication and Language

PD - Physical Development

PSED - Personal, Social and Emotional Development

Lit - Literacy

M- Maths

UW - Understanding the world

EAD - Expressive Arts and Design

CoEL - Characteristics of Learning

Parent portal really opens and improves the channels of communication between teachers, children and parents. Due to the ease of use, the portal encourages parental participation in their child's development which greatly assists and enhances the parent partnership relationship.

It provides Parents with an opportunity to be more actively involved in their child's learning journey and they can view and make a contribution to these from home.

2. How to use the Interactive Learning Diary?

*Upload photos

*Record your child's Voice



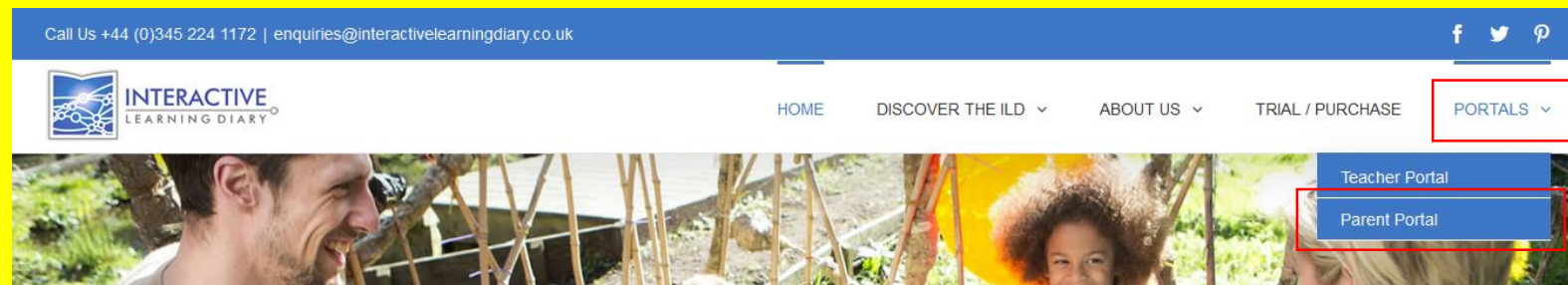
Q. How do I access the parent portal?

A. Either by the following address:

<https://portal.interactivelearningdiary.co.uk>

OR

Visit our website <https://www.interactivelearningdiary.co.uk> and click on the Portals menu option followed by Parent Portal.





Q. How do I sign in and view my child's online portfolio?


A. Visit the ILD portal sign in page, either directly at <https://portal.interactivelearningdiary.co.uk> or via the ILD website.

Each parent user will have their own dedicated ILD account. If required, Grand-parents could have their own account too.

Sign in to your account

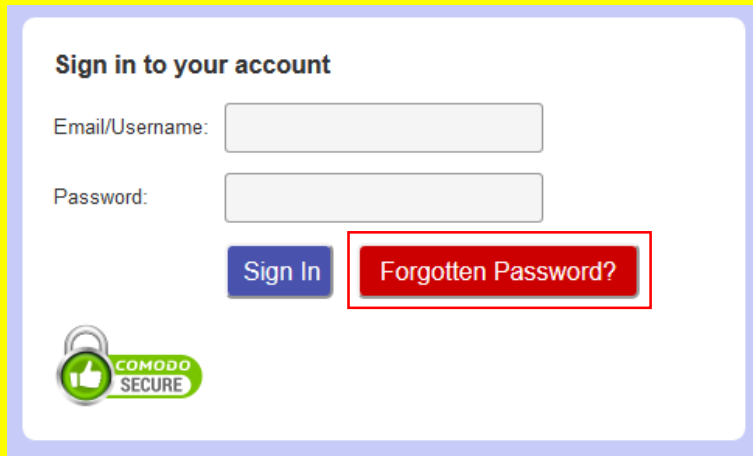
Email/Username:

Password:

 **COMODO**
SECURE

Q. What if I forget my password?

A. As your account has your email address registered against it you can reset your password by clicking 'Forgotten Password' on the sign on page




Sign in to your account

Email/Username:

Password:

[Sign In](#) [Forgotten Password?](#)

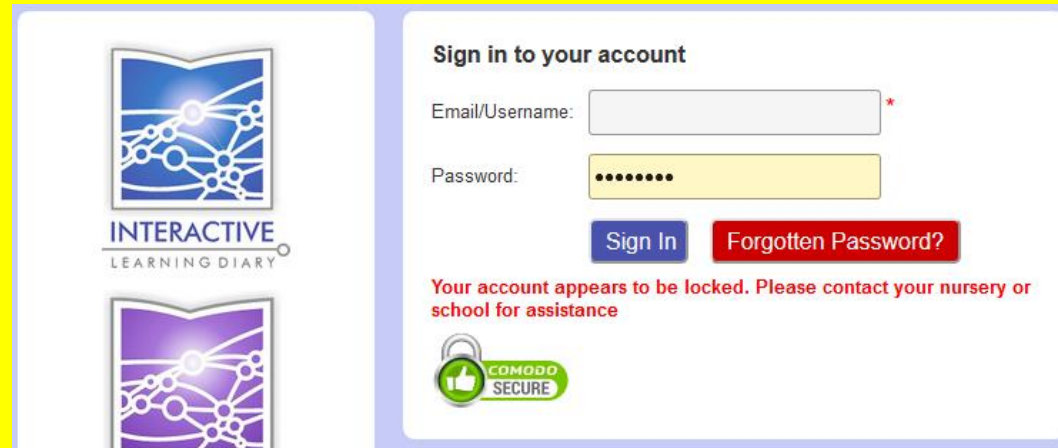


Please Note: The ILD team will not be able to assist you directly for security reasons but your son/daughters school or nursery may assist you with account details



Q. What do I do if it says my account is locked?

A. For security reasons if you enter the incorrect password too many times your account will lock. If you receive this message then please speak to your school or nursery, who will be able to unlock your account for you.



Please Note: The ILD team will not be able to assist you directly for security reasons but your son/daughters school or nursery may assist you with account details



Q. What will I see when I sign in?

A. When signed in you will see your portal home page. This will show a photo of your child or children and allow you to click through and view their portfolio(s). How many menu options you see will depend on the options given to you by your school or nursery.

The screenshot shows the user interface of the Interactive Learning Diary Parent Portal. At the top left is the logo, and at the top right, it says "Logged in as: Alan Deacon" with links for "[Your Dashboard](#)" and "[Logout](#)". Below this is a navigation menu with buttons for "Home Page", "Pupil Diary", "Observations", "Reports", "Electronic Flip Books", and "Daily Summary". The main content area features a "Welcome to the Parent Portal at Learning Tree Day Nursery" message. On the left, there are two child photos: Kieran Evans and Harvey Barrow. The central text explains the portal's purpose and provides instructions on how to use it. On the right is the "The Learning Tree Day Nursery" logo, which is a tree with colorful handprints as leaves. At the bottom, there is a section for "ILD Parent mobile apps - The future for parents and educators" with a brief description of the mobile app's features.

INTERACTIVE LEARNING DIARY

Logged in as: Alan Deacon [Your Dashboard](#) [Logout](#)

Home Page Pupil Diary Observations Reports Electronic Flip Books Daily Summary

Welcome to the Parent Portal at Learning Tree Day Nursery

Our Parent Portal has been designed to improve home/school communication to allow you to take a more informed view of your child's progress. You can be fully engaged with your child's learning and development and can actively participate in the process by uploading your own observations recorded at home. The system pulls information directly from the Interactive Learning Diary, and is updated in real-time throughout the day. Using your security login, you can access your child's observations and outcomes, together with any media evidence. While at work or travelling, you can receive daily notifications via email if new activity has been added to your child's diary. By using your personal portal settings, you can adjust the frequency and timings of emails including the ability to stop them if required.

ILD Parent mobile apps - The future for parents and educators

You can also access your child's learning diary from virtually anywhere. The ILD Parent apps for Apple, Android and Windows devices are essentially a portable, mobile version of the Parent Portal on your smart phone! With a Wi-Fi or mobile connection, built in notifications update you in real time regarding

Kieran Evans




Harvey Barrow

The Learning Tree Day Nursery

Q. What will I see when I sign in? (Continued)

A. You will be able to view your child's online portfolio and see what they have been doing at school or nursery with the ability to LIKE and Comment on what you see.

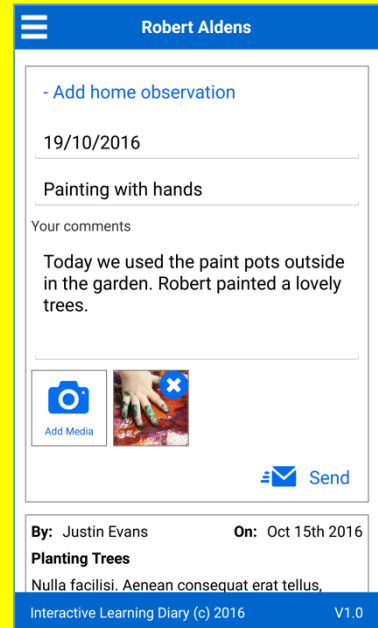
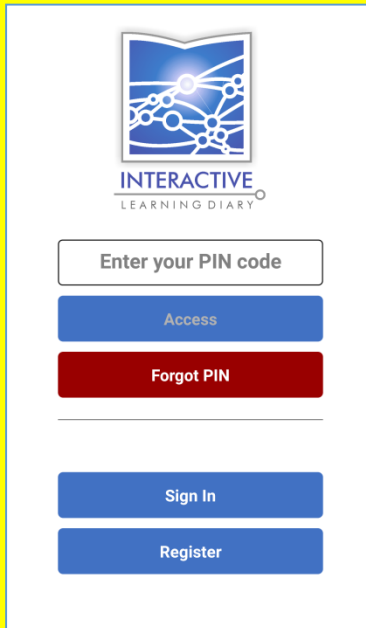
This will include comments, photographs along with any video and audio clips.

Written On 17/04/2017	By Bill Thomson	 (4)  (4)
Title Planting Trees		
Kieran joined the class for a tree planting exercise this afternoon. We learned how plants need sunlight, food and water to grow big and tall.		Photos (1) Audio Clips (0) Videos (0) 
Assessments No Assessments found	Next Steps To make sure our new trees are watered to help them grow. Completed on: 04/11/2016	



Q. Can I contribute to my child's portfolio from home?

A. Yes, you can contribute by uploading a photo and writing a comment on the web portal or using our dedicated parent mobile apps. This may be your child baking in the kitchen or pedalling their bicycle for the first time.





Q. Can I download an app for my phone or tablet?

- A. Yes, we have a dedicated mobile app for parents on Android, Apple and Windows mobile platforms. Simply visit your app store and search for 'ild parent'.
- B. The app allows you to view your child's activity in school or nursery, receive notifications and LIKE and/or comment about the observations you view.

Please Note: A full user guide on how to sign in, set up and use the mobile app is available on your parent portal home page.



Q. Is my child's data secure?

A. At the ILD we take the security of the data we store very seriously along with your school or nursery.

We take a number of steps to protect this data:

1. All users have their own dedicated username and password
2. We use the padlock and HTTPS in your browser address bar to encrypt data sent to and from the ILD



Q. Is my child's data secure? (Continued)

3. All data is stored here in the UK on our dedicated ILD servers
4. Access to this data is restricted to those ILD individuals who support the schools, nurseries and parents
5. All ILD staff members have had CRB (Criminal Records Bureau – England) & PVG (Protecting Vulnerable Groups- Scotland) checks at the highest level

3. Wow moments

*Upload photos

Oliver and Jack were making cookies. Oliver told me the mixture was 'squashy'. He said "When it gets hot it will go hard".

Ellen helped me get ready for her birthday party. She was happy to wait for Daddy to get home before she opened her presents. She asked if we were having party bags "like what we had at Millie's party" (her cousin).

Maisie helped me with the gardening. She pulled out one of last years herbs. "Look it's dying. Can I have the watering can, because it needs water?"

*Record your child's Voice

Or not so wow!!

Jason went to the park.

Here's another photo.

We had fun on holiday.

We also look for characteristics of how the children are as learners...

Playing and Exploring

Finding out and exploring.
Playing with what they know.
Being willing to 'have a go'.

Active Learning

Being involved and concentrating.
Enjoying achieving what they set out to do.
Keeping on trying.

Creating and Thinking Critically

Having their own ideas.
Making links.
Choosing ways to do things.

Zac played with his sister. He told her to pretend she had broken her arm and he put it into a sling, using a jumper.

Scarlet played basketball with daddy. She tried really hard to get it into the basket. She kept practising until she did!

Alfie was making playdough worms. He lined them all up and told me 'this one is the shortest and this is the longest'.



Homework is a great opportunity to upload examples of your child's learning.

Homework is uploaded on a Thursday, please let us know if you need a hard copy printed out.

Homework books will be collected in on a Tuesday and returned on a Wednesday.